

## **Tool 3: Best Practices for Data Storage**

**A Comprehensive Guide for Responsible Technology Use in  
the Private Security Sector**



**Anne-Marie Buzatu  
Version: 1.0  
September 2024**

## Tool 3: Best Practices for Data Storage

<b>Table of Contents</b> .....	2
<b><a href="#">How to Use this Tool</a></b> .....	<b>5</b>
<b><a href="#">Introduction</a></b> .....	<b>9</b>
• Brief overview of the importance of proper data storage for PSCs	
• Reference to key principles and standards in data storage and protection	
<b><a href="#">1. Foundations of Data Storage and Protection</a></b> .....	<b>10</b>
1.1 Data Classification: Understanding Sensitivity Levels	
1.2 Risk Assessment: Identifying and Mitigating Threats	
<b><a href="#">2. Data Storage Infrastructure</a></b> .....	<b>14</b>
2.1 Definition and Relevance to PSCs	
2.2 Specific Challenges	
2.3 Human Rights Implications	
2.4 Best Practices	
2.5 Implementation Considerations	
2.6 Case Study: GlobalGuard Security Solutions	
2.7 Quick Tips	
2.8 Implementation Checklist	
2.9 Common Pitfalls to Avoid	
<b><a href="#">3. Data Encryption Strategies</a></b> .....	<b>17</b>
3.1 Definition and Relevance to PSCs	
3.2 Specific Challenges	
3.3 Human Rights Implications	
3.4 Best Practices	
3.5 Implementation Considerations	
3.6 Case Study: SecureTech Innovations	
3.7 Quick Tips	
3.8 Implementation Checklist	
3.9 Common Pitfalls to Avoid	
<b><a href="#">4. Access Control and Authentication</a></b> .....	<b>20</b>
4.1 Definition and Relevance to PSCs	
4.2 Specific Challenges	
4.3 Human Rights Implications	
4.4 Best Practices	
4.5 Implementation Considerations	
4.6 Case Study: Heritage Protection Services	
4.7 Quick Tips	
4.8 Implementation Checklist	
4.9 Common Pitfalls to Avoid	
<b><a href="#">5. Data Backup and Recovery</a></b> .....	<b>24</b>
5.1 Definition and Relevance to PSCs	
5.2 Specific Challenges	
5.3 Human Rights Implications	
5.4 Best Practices	
5.5 Implementation Considerations	
5.6 Case Study: GlobalGuard Security Solutions	

5.7 Quick Tips	
5.8 Implementation Checklist	
5.9 Common Pitfalls to Avoid	
<b>6. <u>Cloud Storage Security</u></b>	<b>28</b>
6.1 Definition and Relevance to PSCs	
6.2 Specific Challenges	
6.3 Human Rights Implications	
6.4 Best Practices	
6.5 Implementation Considerations	
6.6 Case Study: SecureTech Innovations	
6.7 Quick Tips	
6.8 Implementation Checklist	
6.9 Common Pitfalls to Avoid	
<b>7. <u>Physical Security Measures for Data Protection</u></b>	<b>32</b>
7.1 Definition and Relevance to PSCs	
7.2 Specific Challenges	
7.3 Human Rights Implications	
7.4 Best Practices	
7.5 Implementation Considerations	
7.6 Case Study: Heritage Protection Services	
7.7 Quick Tips	
7.8 Implementation Checklist	
7.9 Common Pitfalls to Avoid	
<b>8. <u>Data Retention and Disposal</u></b>	<b>36</b>
8.1 Definition and Relevance to PSCs	
8.2 Specific Challenges	
8.3 Human Rights Implications	
8.4 Best Practices	
8.5 Implementation Considerations	
8.6 Case Study: GlobalGuard Security Solutions	
8.7 Quick Tips	
8.8 Implementation Checklist	
8.9 Common Pitfalls to Avoid	
<b>9. <u>Third-Party Risk Management</u></b>	<b>40</b>
9.1 Definition and Relevance to PSCs	
9.2 Specific Challenges	
9.3 Human Rights Implications	
9.4 Best Practices	
9.5 Implementation Considerations	
9.6 Case Study: SecureTech Innovations	
9.7 Quick Tips	
9.8 Implementation Checklist	
9.9 Common Pitfalls to Avoid	
<b>10. <u>Compliance with Data Protection Regulations</u></b>	<b>42</b>
10.1 Definition and Relevance to PSCs	
10.2 Specific Challenges	
10.3 Human Rights Implications	

10.4 Best Practices	
10.5 Implementation Considerations	
10.6 Case Study: Heritage Protection Services	
10.7 Quick Tips	
10.8 Implementation Checklist	
10.9 Common Pitfalls to Avoid	
<b>11. Summary and Key Takeaways</b>	<b>48</b>
<b>Glossary</b>	<b>50</b>
<b>References and Further Reading</b>	<b>52</b>

## How to Use this Tool

This section provides guidance on effectively navigating and applying the content of this tool within your organization. By understanding its structure and features, you can maximize the value of the information and recommendations provided.

### 1. Purpose and Scope

#### 1.1 Objectives of the tool

The primary objectives of this tool are to:

- Identify and explain **key principles of responsible data storage** for Private Security Companies (PSCs)
- Provide practical guidance on **implementing robust data storage practices** that protect both security interests and individual rights
- Offer best practices and implementation strategies for **secure and ethical data management**
- Help PSCs navigate the complex landscape of **data storage, cybersecurity, human rights, and legal compliance**
- Guide PSCs in **developing data storage policies** aligned with international standards and best practices

#### 1.2 Target audience

This tool is designed for:

- **Security professionals** working in or with PSCs
- **Management teams** responsible for ICT implementation and policy-making
- **Human rights officers** within PSCs
- **Compliance teams** ensuring adherence to relevant regulations and standards
- **Technology teams** developing and implementing ICT solutions in security contexts

#### 1.3 Relevance to different types and sizes of PSCs

The content of this tool is applicable to a wide range of PSCs, including:

- **Small companies** with limited resources but a need for robust ICT practices
- **Mid-sized firms** balancing growth with responsible technology use
- **Large, established companies** seeking to modernize their approach to ICTs and human rights

Throughout the tool, we provide examples and recommendations tailored to different organizational sizes and contexts.

## 2. Structure and Navigation

### 2.1 Overview of main sections

This tool is structured into the following main sections:

- **Introduction:** Provides context and background on ICTs in PSCs
- **Key Human Rights Challenges:** Explores specific issues related to ICT use
- **Best Practices:** Offers guidance on addressing identified challenges
- **Implementation Considerations:** Discusses practical aspects of applying recommendations
- **Case Studies:** Illustrates concepts through real-world scenarios

- **Summary and Key Takeaways:** Recaps main points and provides overarching guidance

Each section is designed to build upon the previous ones, providing a comprehensive understanding of the topic.

## 2.2 Cross-referencing with other tools in the toolkit

Throughout this tool, you'll find references to other tools in the toolkit that provide more in-depth information on specific topics. These cross-references are indicated by [Tool X: Title] and allow you to explore related subjects in greater detail as needed.

## 2.3 How to use the table of contents

The table of contents at the beginning of this tool provides a quick overview of all sections and subsections. Use it to:

- Get a **bird's-eye view** of the tool's content
- **Navigate directly** to sections of particular interest or relevance to your organization
- **Plan your approach** to implementing the tool's recommendations

## 3. Key Features

### 3.1 Case studies and practical examples

Throughout this tool, you'll find case studies and practical examples that illustrate key concepts and challenges. These are designed to:

- Provide **real-world context** for the issues discussed
- Demonstrate **practical applications** of the recommendations
- Highlight **potential pitfalls and solutions** in various scenarios

### 3.2 Best practices and implementation guides

Each section includes best practices and implementation guides that:

- Offer **actionable strategies** for addressing human rights challenges
- Provide **step-by-step guidance** on implementing responsible ICT practices
- Highlight **industry standards** and **regulatory requirements**

### 3.3 Quick tips and checklists

To facilitate easy reference and implementation, we've included:

- **Quick tips** boxes with concise, actionable advice
- **Implementation checklists** to help you track progress and ensure comprehensive coverage of key points

### 3.4 Common pitfalls to avoid

We've identified common mistakes and challenges PSCs face when implementing ICT solutions. These "pitfalls to avoid" sections will help you:

- **Anticipate potential issues** before they arise
- **Learn from industry experiences** without repeating common mistakes
- **Develop proactive strategies** to mitigate risks

## 4. Fictitious Company Profiles

Throughout this tool, we use three fictitious companies to illustrate various scenarios and challenges. These companies represent different sizes and types of PSCs to ensure relevance across the industry.

#### 4.1 Introduction to case study companies

The following fictitious companies will be referenced in case studies and examples throughout the tool:

##### 4.2 GlobalGuard Security Solutions

(Will be presented in light blue box)

- **Size:** Mid-sized company (500 employees)
- **Operations:** International, multiple countries
- **Specialties:** Corporate security, high-net-worth individual protection, government contracts
- **Key Challenges:** Rapid growth, diverse client base, complex regulatory environment

##### 4.3 SecureTech Innovations

(Will be presented in light green box)

- **Size:** Small, but growing company (100 employees)
- **Operations:** Primarily domestic, with some international clients
- **Specialties:** Cybersecurity services, IoT security solutions, security consulting
- **Key Challenges:** Balancing innovation with security, managing rapid technological changes

##### 4.4 Heritage Protection Services

(Will be presented in light yellow box)

- **Size:** Large, established company (2000+ employees)
- **Operations:** Global presence
- **Specialties:** Critical infrastructure protection, event security, risk assessment
- **Key Challenges:** Modernizing legacy systems, maintaining consistent practices across a large organization

These profiles will help readers relate the tool's content to real-world scenarios across different types and sizes of PSCs.

### 5. Customization and Application

#### 5.1 Adapting the tool to your organization's needs

This tool is designed to be flexible and adaptable. Consider:

- **Prioritizing sections** most relevant to your current challenges
- **Scaling recommendations** based on your organization's size and resources
- **Integrating guidance** with your existing policies and procedures

#### 5.2 Integrating the tool into existing processes and policies

To maximize the impact of this tool:

- **Align recommendations** with your current operational framework
- **Identify gaps** in your existing policies and use the tool to address them
- **Involve key stakeholders** in the implementation process

### 5.3 Using the tool for self-assessment and improvement

Regularly revisit this tool to:

- **Assess your progress** in implementing responsible ICT practices
- **Identify areas for improvement** in your human rights approach
- **Stay updated** on evolving best practices and industry standards

## 6. Additional Resources

### 6.1 Glossary of key terms

A comprehensive glossary is provided at the end of this tool, defining key technical terms and concepts related to ICTs and human rights in the context of PSCs.

### 6.2 References and further reading

Each section includes a list of references and suggested further reading to deepen your understanding of specific topics.

### 6.3 Links to relevant standards and regulations

We provide links to key international standards, regulations, and guidelines relevant to responsible ICT use in PSCs.

## 7. Feedback and Continuous Improvement

### 7.1 How to provide feedback on the tool

We value your input on this tool. Please share your feedback, suggestions, and experiences using the contact information provided at the end of this document.

### 7.2 Updates and revisions process

This tool will be regularly updated to reflect:

- **Evolving technologies** and their implications for PSCs
- **Changes in regulatory landscapes** and industry standards
- **Feedback from users** and industry professionals

Check our website periodically for the latest version and updates.

By following this guide, you'll be well-equipped to navigate and apply the contents of this tool effectively within your organization.



## Tool 3: Best Practices for Data Storage

### Introduction

In the digital age, **proper data storage** is crucial for Private Security Companies (PSCs). The sensitive nature of information handled by PSCs - from client details to operational plans - demands robust storage practices that ensure both security and accessibility. Effective data storage not only protects against breaches and unauthorized access but also upholds human rights, maintains operational integrity, and ensures compliance with legal and regulatory requirements.

Key principles guiding data storage in PSCs include:

- **Confidentiality:** Ensuring data is accessible only to authorized individuals
- **Integrity:** Maintaining the accuracy and completeness of data
- **Availability:** Ensuring data is accessible when needed
- **Privacy:** Protecting personal information and respecting individual rights

Several international standards provide frameworks for effective data storage and protection:

- ISO/IEC 27001: Information Security Management Systems
- NIST Special Publication 800-53: Security and Privacy Controls
- GDPR: General Data Protection Regulation (for operations involving EU data)
- ICoC: International Code of Conduct for Private Security Service Providers

By adhering to these principles and standards, PSCs can create a robust data storage infrastructure that safeguards sensitive information, respects human rights, and maintains operational efficiency.

## 1. Foundations of Data Storage and Protection

The cornerstone of effective data storage lies in understanding what data you have and the risks associated with it. This section covers two fundamental aspects: Data Classification and Risk Assessment.

### 1.1 Data Classification: Understanding Sensitivity Levels

**Data classification** is the process of categorizing data based on its level of sensitivity and the impact to the organization should that data be compromised.

#### Key Principles:

- **Consistency:** Apply classification levels uniformly across the organization
- **Simplicity:** Use clear, easy-to-understand categories
- **Flexibility:** Allow for periodic reviews and updates to classifications
- **Accountability:** Assign responsibility for data classification to specific roles

#### Common Classification Levels:

1. **Public:** Information that can be freely shared
2. **Internal:** Information for use within the company but not sensitive
3. **Confidential:** Sensitive information that could harm the company if disclosed
4. **Restricted:** Highly sensitive information requiring the strictest controls

#### Quick Tips for Data Classification

- Start with a simple classification system and refine over time
- Clearly communicate the importance of data classification to all employees
- Use automated tools to assist in classification of large data sets
- Regularly audit and update classifications to ensure relevance

#### Implementation Steps:

1. Identify and inventory all data assets
2. Determine classification criteria based on sensitivity and potential impact
3. Assign classification levels to all data
4. Implement appropriate security controls for each level
5. Train employees on the classification system and their responsibilities
6. Regularly review and update classifications

#### Resources on Data Classification

1. **NIST Special Publication 800-60 Vol. 1 Rev. 1: "Guide for Mapping Types of Information and Information Systems to Security Categories"**
  - This comprehensive guide from the National Institute of Standards and Technology provides a systematic approach to identifying and categorizing information types.
  - URL:  
<https://nvlpubs.nist.gov/nistpubs/Legacy/SP/nistspecialpublication800-60v1r1.pdf>
2. **ISO/IEC 27001:2013: "Information technology — Security techniques — Information security management systems — Requirements"**

- While this standard doesn't focus solely on data classification, it provides a framework for information security management that includes classification as a key component.
- URL: <https://www.iso.org/standard/54534.html>
- 3. **SANS Institute: "Data Classification for Information Asset Management"**
  - This whitepaper provides practical guidance on implementing data classification in organizations.
  - URL: <https://www.sans.org/white-papers/846/>
- 4. **UK National Cyber Security Centre: "Data Classification"**
  - Offers guidance on how to classify data and handle it appropriately.
  - URL: <https://www.ncsc.gov.uk/guidance/data-classification>
- 5. **Australian Cyber Security Centre: "Guidelines for Data Classification"**
  - Provides a comprehensive guide for classifying and protecting information.
  - URL: <https://www.cyber.gov.au/acsc/view-all-content/advice/guidelines-data-classification>
- 6. **Carnegie Mellon University: "Data Classification and Handling Policy"**
  - While specific to the university, this policy provides a good example of how to structure a data classification system.
  - URL: <https://www.cmu.edu/policies/information-technology/data-classification.html>
- 7. **ISACA: "Data Classification: A Building Block for Information Security"**
  - This article provides insights into the importance of data classification and how to implement it effectively.
  - URL: <https://www.isaca.org/resources/isaca-journal/issues/2018/volume-4/data-classification-a-building-block-for-information-security>
- 8. **African Union Data Policy Framework**
  - This framework provides guidance on data governance for Africa's data market, helping Member States navigate complex regulatory issues.
  - URL: <https://au.int/sites/default/files/documents/42078-doc-AU-DATA-POLICY-FRAMEWORK-ENG1.pdf>
- 9. **DataGuidance Africa**
  - Provides comprehensive legal frameworks for data protection in Africa, including recent developments like the Data Protection Bill in Malawi.
  - URL: <https://www.dataguidance.com/jurisdiction/africa>

## 1.2 Risk Assessment: Identifying and Mitigating Threats

**Risk assessment** involves identifying, analyzing, and evaluating risks associated with data storage and processing.

### Key Components:

- **Asset Identification:** Catalog all data assets and their value to the organization
- **Threat Analysis:** Identify potential threats to data security
- **Vulnerability Assessment:** Evaluate weaknesses in current security measures
- **Impact Analysis:** Determine the potential consequences of a security breach
- **Likelihood Estimation:** Assess the probability of various risk scenarios

- **Risk Evaluation:** Prioritize risks based on their potential impact and likelihood

**Risk Treatment Options:**

- **Risk Mitigation:** Implement controls to reduce risk
- **Risk Transfer:** Share risk through insurance or third-party agreements
- **Risk Acceptance:** Acknowledge and accept certain levels of risk
- **Risk Avoidance:** Eliminate high-risk activities or data handling practices

**Case Study: GlobalGuard Security Solutions**

*(This is a fictitious case study for illustrative purposes)*

GlobalGuard Security Solutions, a mid-sized PSC, recognized the need to overhaul its data management practices due to rapid expansion and increasing cyber threats.

**Challenge:** Implement a comprehensive data classification system and conduct a thorough risk assessment across operations.

**Approach:**

1. Formed a cross-functional team to develop a classification framework
2. Created four classification levels: Public, Internal, Confidential, and Restricted
3. Inventoried all data assets and assigned initial classifications
4. Conducted a company-wide risk assessment using the ISO 31000 framework
5. Identified critical assets and vulnerabilities in cloud storage and third-party vendor management
6. Prioritized risks based on potential impact and likelihood of occurrence

**Results:**

- 60% of data classified as Internal, 30% as Confidential, 8% as Restricted, and 2% as Public
- Identified 15 high-priority risks requiring immediate attention
- Implemented new security controls for Confidential and Restricted data
- Established a quarterly review process for data classification and risk assessment

**Lessons Learned:**

- Involve stakeholders from all departments for comprehensive classification and risk assessment
- Regular employee training is crucial for maintaining proper data classification
- Risk assessments should be an ongoing process, not a one-time event

**Implementation Checklist:**

- Develop a data classification policy and a data archival strategy that respects the classification system (See Tool 5)
- Create a data inventory
- Assign initial classifications to all data
- Conduct a comprehensive risk assessment
- Implement security controls based on classification and risk levels
- Train employees on data classification and security procedures
- Establish a schedule for regular reviews and updates

**Common Pitfalls to Avoid:**

- ⇒ Overcomplicated classification systems that confuse employees

- ⇒ Neglecting to update classifications as data sensitivity changes
- ⇒ Focusing solely on digital data and overlooking physical documents
- ⇒ Assuming risk assessment is a one-time activity rather than an ongoing process

👉 **Key Takeaway:** By establishing strong foundations in data classification and risk assessment, PSCs can create a solid base for their data storage and protection strategies, ensuring that sensitive information is properly safeguarded while remaining accessible for legitimate business needs.

## 2. Data Storage Infrastructure

### 2.1 Definition and Relevance to PSCs

**Data storage infrastructure** refers to the hardware, software, and processes used to store, manage, and protect an organization's data. For Private Security Companies (PSCs), robust data storage infrastructure is crucial due to the sensitive nature of the information they handle, including:

- Client personal and financial data
- Operational plans and security protocols
- Surveillance footage and incident reports
- Employee records and background checks

Proper data storage infrastructure ensures:

- **Data availability:** Ensuring information is accessible when needed
- **Data integrity:** Maintaining accuracy and preventing unauthorized alterations
- **Data confidentiality:** Protecting against unauthorized access or disclosure

### 2.2 Specific Challenges

PSCs face unique challenges in managing their data storage infrastructure:

1. **High-security requirements:** The sensitive nature of data demands stringent security measures.
2. **Diverse data types:** PSCs handle various data formats, from text documents to video surveillance footage.
3. **Data handling:** the secure archival or safe destruction of data
4. **Regulatory compliance:** PSCs must adhere to multiple data protection regulations across different jurisdictions.
5. **Remote access needs:** Field operatives often require secure remote access to data.
6. **Scalability:** Infrastructure must accommodate rapid data growth and evolving security threats.
7. **Disaster recovery:** Robust backup and recovery systems are essential to maintain operations during crises.

### 2.3 Human Rights Implications

**Proper data storage infrastructure is crucial for protecting human rights:**

<b>Right to privacy</b>	Safeguarding personal information of clients, employees, and individuals under surveillance.
<b>Right to security</b>	Protecting operational data to maintain effective security measures.
<b>Freedom from discrimination</b>	Ensuring secure storage of sensitive data that could lead to discrimination if exposed.
<b>Right to information</b>	Balancing data protection with the need for transparency and accountability.

## 2.4 Best Practices

1. **Implement a hybrid storage model:**
  - On-premises storage or cloud with safeguards for highly sensitive data
  - Back-up on premises and/or cloud storage by other providers
2. **Use encryption:**
  - Encrypt data at rest and in transit
  - Implement strong key management practices
3. **Implement access controls:**
  - Use role-based access control (RBAC) based on a solid identity management foundation
  - Employ multi-factor authentication (MFA) with biometrics if possible
4. **Regular backups and testing:**
  - Implement the 3-2-1 backup rule (3 copies, 2 different media, 1 off-site)
  - Regularly test backup and recovery processes
5. **Continuous monitoring and auditing:**
  - Use intrusion detection and prevention systems
  - Conduct regular security audits and penetration testing
6. **Employee training:**
  - Educate staff on data handling procedures and security best practices

## 2.5 Implementation Considerations

- **Cost vs. Security:** Balance the need for robust security with budget constraints.
- **Scalability:** Choose solutions that can grow with your organization.
- **Compatibility:** Ensure new infrastructure integrates with existing systems.
- **Compliance:** Consider regulatory requirements in infrastructure design.
- **User experience:** Balance security measures with usability to prevent workarounds.

### 2.6 Case Study: GlobalGuard Security Solutions

*(This is a fictitious case study for illustrative purposes)*

GlobalGuard Security Solutions, a mid-sized PSC, faced challenges with its aging data storage infrastructure. They needed to upgrade to meet growing data volumes and increasing security threats.

**Challenge:** Implement a new data storage infrastructure that balances security, accessibility, and cost-effectiveness.

**Approach:** GlobalGuard conducted a comprehensive data audit and risk assessment, then implemented a hybrid storage model. They used on-premises storage for highly sensitive operational data and cloud storage for less sensitive, frequently accessed information. The company deployed end-to-end encryption for all data and implemented role-based access control with multi-factor authentication.

**Results:**

- 50% reduction in data access time
- 99.99% uptime achieved
- Zero security breaches in the first year post-implementation
- 30% reduction in storage costs due to efficient data management

### Lessons Learned:

- Regular employee training is crucial for maintaining security
- Hybrid models can effectively balance security and accessibility
- Continuous monitoring and adaptation are necessary to address evolving threats

## 2.7 Quick Tips

### Quick Tips for Data Storage Infrastructure


- Regularly assess and update your infrastructure
- Implement defense-in-depth strategies
- Automate security processes where possible
- Keep detailed logs of all data access and changes
- Stay informed about emerging storage technologies and threats

## 2.8 Implementation Checklist

- Conduct a comprehensive data audit and risk assessment
- Design a storage architecture that meets security and accessibility needs
- Implement strong encryption for data at rest and in transit
- Deploy robust access control measures
- Set up a comprehensive backup and disaster recovery system, or ensure proper understanding of cloud/SaaS provider offerings
- Establish continuous monitoring and auditing processes
- Conduct thorough employee training on new systems and procedures
- Regularly review and update the infrastructure
- Implementing strong identity management practices to ensure correct access to data is automatically granted to joiners/movers/leavers

## 2.9 Common Pitfalls to Avoid

- Neglecting to encrypt data both at rest and in transit
- Overlooking the importance of regular backups and recovery testing
- Failing to properly train employees on new systems and security procedures
- Ignoring the need for scalability in infrastructure design
- Underestimating the importance of continuous monitoring and auditing
- Focusing solely on digital data and neglecting physical document storage
- Failing to plan for the full data lifecycle from the start: creation to secure archival/destruction

 **Key Takeaway:** By carefully considering these aspects of data storage infrastructure, PSCs can create a robust, secure, and efficient system for managing their sensitive information while respecting human rights and maintaining operational effectiveness.



### 3. Data Encryption Strategies

#### 3.1 Definition and Relevance to PSCs

**Data encryption** is the process of converting information into a code to prevent unauthorized access. For Private Security Companies (PSCs), encryption is crucial due to:

- Handling of sensitive client information
- Storage of confidential operational data
- Transmission of critical security intelligence
- Protection of employee personal data

Effective encryption ensures:

- **Confidentiality:** Only authorized parties can access the information
- **Integrity:** Data cannot be tampered with without detection
- **Compliance:** Meeting legal and regulatory requirements for data protection

#### 3.2 Specific Challenges

PSCs face unique challenges in implementing encryption:

1. **Diverse data types:** Encrypting various formats from text to video surveillance footage
2. **Remote access needs:** Securing data accessed by field operatives
3. **Key management:** Safely storing and distributing encryption keys
4. **Performance impact:** Balancing security with operational efficiency
5. **Legacy systems:** Integrating encryption with older technologies
6. **Regulatory compliance:** Meeting varied encryption standards across jurisdictions

#### 3.3 Human Rights Implications

<b>2.3 Human Rights Implications of Data Encryption</b>	
<b>Proper encryption strategies are essential for protecting human rights:</b>	
<b>Right to privacy</b>	Protecting personal information from unauthorized access or disclosure.
<b>Freedom of expression</b>	Enabling secure communication channels for individuals to express themselves without fear.
<b>Freedom from discrimination</b>	Ensuring secure storage of sensitive data that could lead to discrimination if exposed.
<b>Right to information</b>	Ensuring data integrity while maintaining authorized access to necessary information.

#### 3.4 Best Practices

1. **Use strong encryption algorithms:**
  - Implement AES-256 for data at rest
  - Use TLS 1.3 for data in transit

2. **Implement end-to-end encryption:**
  - Ensure data is encrypted from source to destination
3. **Robust key management:**
  - Use hardware security modules (HSMs) for key storage
  - Implement key rotation and revocation procedures
4. **Encrypt data at all states:**
  - At rest (stored data)
  - In transit (data being transferred)
  - In use (data being processed)
5. **Regular security audits:**
  - Conduct penetration testing
  - Perform encryption key inventories
6. **Employee training:**
  - Educate staff on proper handling of encrypted data
  - Train on recognizing and reporting potential security breaches

### Understanding Strong Encryption

#### Strong Encryption Algorithms:

- AES-256: Advanced Encryption Standard with 256-bit key length for stored data
- TLS 1.3: Latest Transport Layer Security protocol for data in transit

#### End-to-End Encryption:

Data remains encrypted from sender to recipient, unreadable in between

#### Key Management:

- HSMs: Dedicated devices for secure key storage
- Key rotation: Regularly changing encryption keys
- Key revocation: Invalidating compromised keys

#### Learn More:

- [AES \(NIST\)](#)
- [TLS 1.3 \(IETF\)](#)
- [End-to-End Encryption \(ENISA\)](#)
- [Key Management \(NIST\)](#)

### 3.5 Implementation Considerations

- **Performance impact:** Balance encryption strength with system performance
- **Compatibility:** Ensure encryption solutions work with existing systems
- **Scalability:** Choose solutions that can grow with increasing data volumes
- **Compliance:** Align encryption practices with relevant regulations (e.g., GDPR, CCPA)
- **Recovery planning:** Implement secure backup and recovery procedures for encrypted data

### 3.6 Case Study: SecureTech Innovations

*(This is a fictitious case study for illustrative purposes)*

SecureTech Innovations, a small PSC with 100 employees, needed to upgrade its encryption practices to protect client data and meet new regulatory requirements. To this end, it implemented key management processes in the following manner:

1. End-to-end encryption using AES-256 for stored data and TLS 1.3 for transmissions
2. Hardware security module for key management
3. Comprehensive employee training on encryption protocols
4. Regular security audits and penetration testing
5. Encrypted communication devices for field operatives

**Results** included a 99.9% reduction in data breaches, full compliance with industry regulations, and improved client trust. The company learned that regular audits and employee training were crucial for maintaining robust encryption practices.

**Key Lesson:** Robust encryption practices, combined with regular audits and thorough staff training, not only enhance data security but also significantly boost client trust and business growth in the competitive private security sector.

### 3.7 Quick Tips

#### Quick Tips for Data Encryption


- Always use strong, up-to-date encryption algorithms
- Implement a robust key management system
- Encrypt data at rest, in transit, and in use
- Regularly update and patch encryption software
- Train all employees on proper encryption practices

### 3.8 Implementation Checklist

- Assess current data types and encryption needs
- Choose appropriate encryption algorithms and tools
- Implement end-to-end encryption for all sensitive data
- Set up a secure key management system
- Conduct employee training on new encryption practices
- Perform regular security audits and penetration testing
- Establish a process for staying updated on encryption standards
- Create and test data recovery procedures for encrypted information

### 3.9 Common Pitfalls to Avoid

- ⇒ Using outdated or weak encryption algorithms
- ⇒ Neglecting proper key management practices
- ⇒ Failing to encrypt data in all states (at rest, in transit, in use)
- ⇒ Overlooking the importance of regular security audits
- ⇒ Inadequate employee training on encryption practices
- ⇒ Ignoring the performance impact of encryption on systems
- ⇒ Failing to plan for secure data recovery in case of key loss

 **Key Takeaway:** By implementing robust data encryption strategies, PSCs can significantly enhance their data protection capabilities, ensuring the confidentiality and integrity of sensitive information while respecting human rights and maintaining operational efficiency.

## 4. Access Control and Authentication

### 4.1 Definition and Relevance to PSCs

**Access control** and **authentication** are crucial security measures that regulate who can access specific resources and verify the identity of users. For Private Security Companies (PSCs), these measures are essential due to:

- Handling sensitive client information
- Managing confidential operational data
- Protecting physical and digital assets
- Ensuring compliance with data protection regulations

Effective access control and authentication ensure:

- **Confidentiality:** Only authorized personnel can access sensitive information
- **Integrity:** Data remains unaltered by unauthorized parties
- **Accountability:** Actions can be traced to specific individuals
- **Compliance:** Meeting legal and industry-specific security standards

### 4.2 Specific Challenges

PSCs face unique challenges in implementing access control and authentication:

1. **Diverse access needs:** Managing varying levels of access for different roles
2. **Remote operations:** Securing access for field operatives and mobile devices
3. **Third-party integration:** Managing access for clients and partners
4. **Physical and digital convergence:** Integrating physical and cyber security measures
5. **Evolving threats:** Adapting to new attack vectors and vulnerabilities
6. **Regulatory compliance:** Meeting varied standards across different jurisdictions

### 4.3 Human Rights Implications of Access Control and Authentication

Proper access control and authentication strategies are essential for protecting human rights:

<b>Right to privacy</b>	Ensuring personal information is accessible only to authorized individuals.
<b>Right to security</b>	Protecting individuals from unauthorized access to their personal data or physical spaces.
<b>Freedom from discrimination</b>	Implementing fair and unbiased access policies and authentication methods.
<b>Right to information</b>	Balancing security measures with the need for transparency and authorized access to information.

### 4.4 Best Practices

1. **Implement multi-factor authentication (MFA):**
  - Use a combination of something you know (e.g. password), have (e.g. security key), and are (e.g. biometrics)
  - Apply MFA for all sensitive systems and data access

2. **Adopt the principle of least privilege:**
  - Grant users only the minimum access rights necessary for their roles
  - Regularly review and update access rights
3. **Use strong password policies:**
  - Enforce complex passwords with minimum length and character requirements
  - Implement regular password changes and prevent password reuse
4. **Implement role-based access control (RBAC) supported by robust identity management processes:**
  - Assign access rights based on job roles rather than individuals
  - Regularly review and update role definitions
5. **Conduct regular access audits:**
  - Perform periodic reviews of access logs and permissions
  - Implement automated tools for continuous monitoring
6. **Provide comprehensive training:**
  - Educate employees on the importance of access control and authentication
  - Train staff on recognizing and reporting potential security breaches

### Understanding Access Control and Authentication Technologies

**Multi-Factor Authentication (MFA):** Uses multiple verification methods to confirm user identity

**Role-Based Access Control (RBAC):**

Assigns access rights based on predefined roles within an organization

**Single Sign-On (SSO):**

Allows users to access multiple applications with one set of credentials

**Learn More:**

- [Digital Identity Guidelines \(NIST\)](#)
- [Authentication Methods \(ENISA\)](#)
- [Role-Based Access Control \(NIST\)](#)
- [Single Sign-On \(OWASP\)](#)

#### 4.5 Implementation Considerations

- **User experience:** Balance security measures with ease of use
- **Scalability:** Choose solutions that can accommodate growth
- **Integration:** Ensure compatibility with existing systems and workflows
- **Cost:** Consider the financial implications of implementing and maintaining access control systems
- **Compliance:** Align practices with relevant regulations (e.g., GDPR, HIPAA)
- **Recovery planning:** Implement secure procedures for account recovery and password resets

#### 4.6 Case Study: Heritage Protection Services

*(This is a fictitious case study for illustrative purposes)*

GlobalGuard Security Solutions implements a new access control system for their high-security client data center. The system requires three factors for authentication:

1. **Something you know:** A complex password that must be changed regularly.

2. **Something you have:** A company-issued smart card that generates a one-time code.
3. **Something you are:** A fingerprint scan using a biometric reader.

To access the data center, a security officer must:

1. Enter her password (know)
2. Swipe her smart card and enter the generated code (have)
3. Place her finger on the biometric scanner (are)

Only when all three factors are successfully verified does the system grant Sarah access to the data center. This multi-layered approach significantly enhances security by ensuring that even if one factor is compromised, unauthorized access is still prevented.

**Results:** The new system significantly enhanced security, reducing unauthorized access attempts by 98% and improving client satisfaction scores by 25%.

GlobalGuard also secured two new high-profile contracts citing their advanced access control measures.

**Key Lesson:** Implementing a comprehensive multi-factor authentication system can significantly enhance security for high-risk areas, demonstrating a commitment to data protection and building client trust.

## 4.7 Quick Tips

### Quick Tips for Access Control and Authentication

- Implement multi-factor authentication for all sensitive systems
- Regularly review and update access rights
- Use strong, unique passwords for each account
- Conduct regular access audits
- Train all employees on proper access control practices

## 4.8 Implementation Checklist

- Assess current access control needs and vulnerabilities
- Choose appropriate access control and authentication technologies
- Implement multi-factor authentication for sensitive systems
- Establish and enforce strong password policies
- Set up role-based access control
- Conduct employee training on new access control practices
- Implement regular access audits and monitoring
- Establish a process for updating access rights as roles change
- Create and test account recovery and password reset procedures

## 4.9 Common Pitfalls to Avoid

- Relying solely on passwords for authentication
- Granting excessive access rights to users
- Neglecting regular access audits and reviews
- Failing to revoke access rights promptly when employees leave or change access rights when user changes role
- Overlooking the importance of employee training on access control

- Implementing overly complex systems that hinder productivity, or can themselves become security vulnerabilities, e.g., overly complex passwords coupled with too frequent password changes
- Neglecting physical access control in favor of digital measures

👉 **Key Takeaway:** By implementing robust access control and authentication strategies, PSCs can significantly enhance their security posture, ensuring the protection of sensitive information and physical assets while respecting human rights and maintaining operational efficiency.

## 5. Data Backup and Recovery

### 5.1 Definition and Relevance to PSCs

**Data backup** is the process of creating copies of data to protect against loss, while **data recovery** involves restoring data from these backups.

For Private Security Companies (PSCs), these processes are crucial due to:

- Handling sensitive client and operational information
- Ensuring business continuity in case of data loss
- Meeting legal and regulatory requirements
- Protecting against cyber threats and physical disasters

Effective backup and recovery strategies ensure:

- **Data integrity:** Maintaining accurate and complete information
- **Business continuity:** Minimizing downtime and data loss
- **Compliance:** Meeting legal and industry-specific data protection standards
- **Reputation management:** Demonstrating reliability and preparedness to clients

### 5.2 Specific Challenges

PSCs face unique challenges in implementing data backup and recovery:

1. **Large data volumes:** Managing backups of extensive surveillance footage and operational data
2. **Data sensitivity:** Ensuring secure backup and recovery of highly confidential information
3. **Distributed operations:** Backing up data from multiple locations and mobile devices
4. **Rapid recovery needs:** Minimizing downtime in critical security operations
5. **Regulatory compliance:** Meeting varied data protection and retention requirements
6. **Resource constraints:** Balancing comprehensive backup strategies with operational costs

### 5.3 Human Rights Implications

<b>Human Rights Implications of Data Backup and Recovery</b>	
Proper data backup and recovery strategies are essential for protecting human rights:	
<b>Right to privacy</b>	Ensuring backup and recovery processes maintain the confidentiality of personal information.
<b>Right to security</b>	Protecting individuals' data from loss or unauthorized access during backup and recovery.
<b>Right to information</b>	Maintaining data integrity and availability to support transparency and accountability.
<b>Right to be forgotten</b>	Ensuring proper data deletion in backups when required by data protection laws.



## 5.4 Best Practices

1. **Implement the 3-2-1 backup rule:**
  - Keep at least 3 copies of data
  - Store 2 backup copies on different storage media
  - Keep 1 backup copy offsite or in different cloud
2. **Use encryption for backups:**
  - Encrypt data before backing up
  - Secure encryption keys separately from the backups
3. **Regularly test backup and recovery processes:**
  - Conduct periodic recovery drills
  - Verify the integrity of backed-up data
4. **Implement automated backup systems:**
  - Schedule regular automated backups
  - Use incremental or differential backup methods to optimize storage
5. **Establish a clear retention policy coupled with secure archival/destruction policy:**
  - Define how long different types of data should be retained
  - Implement secure data deletion processes for expired backups
6. **Develop a comprehensive disaster recovery plan:**
  - Define recovery time objectives (RTO) and recovery point objectives (RPO)
  - Assign clear roles and responsibilities for recovery processes

### Understanding Backup and Recovery Technologies

**Full Backup:** Complete copy of all selected data

**Incremental Backup:** Backs up only changes since the last backup

**Differential Backup:** Backs up changes since the last full backup

**Continuous Data Protection (CDP):** Real-time backup of data changes

**Learn More:**

- [Contingency Planning Guide \(NIST\)](#)
- [ISO/IEC 27031 \(Business Continuity\)](#)
- [Data Backup Options \(CISA\)](#)

## 5.5 Implementation Considerations

- **Storage capacity:** Plan for growing data volumes and long-term retention needs
- **Recovery speed:** Balance recovery time with costs and infrastructure requirements
- **Geographical distribution:** Consider data sovereignty laws when storing backups offsite
- **Integration:** Ensure compatibility with existing systems and security measures
- **Training:** Educate staff on backup procedures and their role in data protection
- **Cost management:** Evaluate the total cost of ownership for backup solutions

## 5.6 Case Study: GlobalGuard Security Solutions

*(This is a fictitious case study for illustrative purposes)*

GlobalGuard Security Solutions, a mid-sized PSC with 500 employees, upgraded its backup and recovery systems to address growing data volumes and stricter client requirements. They implemented:

1. A **hybrid backup solution** combining on-premises and cloud storage
2. The **3-2-1 backup rule** with encryption for all backups
3. Clear **retention policies** and regular **recovery drills**
4. Comprehensive **employee training** on data protection practices
5. Automated **backup verification** and **reporting systems**

**Results:** 99.99% successful recovery rate in drills, 75% reduction in data loss incidents, and 30% improvement in client satisfaction scores.

**Key Lesson:** Effective backup and recovery strategies require a multi-faceted approach combining technological solutions, clear policies, regular testing, and ongoing employee education to ensure data resilience and maintain client trust in an increasingly data-driven security landscape.

## 5.7 Quick Tips

### Quick Tips for Data Backup and Recovery

- Follow the 3-2-1 backup rule
- Encrypt all backup data
- Regularly test your recovery process
- Automate backups where possible
- Train all employees on backup and recovery procedures

## 5.8 Implementation Checklist

- Assess current data backup needs and vulnerabilities
- Choose appropriate backup and recovery technologies
- Implement the 3-2-1 backup rule
- Design secure archival/destruction procedures
- Set up encryption for all backups
- Establish a clear data retention policy
- Develop a comprehensive disaster recovery plan
- Conduct employee training on backup and recovery practices
- Set up regular backup testing and recovery drills
- Implement automated backup systems
- Create a process for regularly reviewing and updating backup strategies

## 5.9 Common Pitfalls to Avoid

- ⇒ Neglecting to test backup and recovery processes regularly
- ⇒ Failing to encrypt backup data
- ⇒ Overlooking the backup needs of mobile devices and remote locations
- ⇒ Keeping all backups in a single location
- ⇒ Neglecting to account for growing data volumes in backup planning
- ⇒ Failing to train employees on their role in data protection

⇒ Overlooking the need to securely delete expired backups

👉 **Key Takeaway:** By implementing robust data backup and recovery strategies, PSCs can significantly enhance their data protection capabilities, ensuring business continuity and maintaining the trust of clients while respecting human rights and regulatory requirements.

## 6. Cloud Storage Security

### 6.1 Definition and Relevance to PSCs

**Cloud storage security** refers to the measures, controls, and policies that protect data stored in cloud computing environments. For Private Security Companies (PSCs), cloud storage security is crucial due to:

- Increasing reliance on cloud-based services for data storage and operations
- Need for secure, scalable, and accessible data storage solutions
- Handling of sensitive client information and operational data
- Compliance with data protection regulations across multiple jurisdictions

Effective cloud storage security ensures:

- **Data confidentiality:** Protecting sensitive information from unauthorized access
- **Data integrity:** Maintaining the accuracy and consistency of stored data
- **Data availability:** Ensuring authorized access to data when needed
- **Compliance:** Meeting legal and industry-specific data protection standards

### 6.2 Specific Challenges

PSCs face unique challenges in implementing cloud storage security:

1. **Data sovereignty:** Ensuring compliance with data residency requirements
2. **Multi-tenancy risks:** Hybrid systems where most of the data is stored in different clouds, as well as in a few field servers
3. **Access control:** Managing secure access for distributed workforce and clients
4. **Data transfer security:** Protecting data during transit to and from cloud storage
5. **Vendor management:** Ensuring cloud service providers meet security requirements
6. **Incident response:** Coordinating with cloud providers for effective breach management

### 6.3 Human Rights Implications

#### 6.3 Human Rights Implications of Cloud Storage Security

Proper cloud storage security strategies are essential for protecting human rights:

<b>Right to privacy</b>	Ensuring personal data stored in the cloud remains confidential and protected.
<b>Right to security</b>	Safeguarding individuals' data from unauthorized access or breaches in cloud environments.
<b>Freedom of expression</b>	Protecting sensitive communications and data that may be stored in cloud services.
<b>Right to information</b>	Maintaining data integrity and availability in cloud storage to support transparency.

### 6.4 Best Practices

1. **Implement strong encryption:**
  - Use end-to-end encryption for data in transit and at rest
  - Manage encryption keys securely, separate from the data

2. **Adopt multi-factor authentication (MFA):**
  - Require MFA for all cloud storage access
  - Use strong authentication methods (e.g., biometrics, hardware tokens)
3. **Implement robust access controls:**
  - Use role-based access control (RBAC) for cloud resources
  - Regularly review and update access permissions
4. **Conduct regular security audits:**
  - Perform penetration testing on cloud environments
  - Conduct compliance audits for relevant regulations (e.g., GDPR, HIPAA)
5. **Implement data loss prevention (DLP) measures:**
  - Use DLP tools to monitor and prevent unauthorized data transfers
  - Implement policies for data classification and handling
6. **Develop a comprehensive cloud security policy:**
  - Define clear guidelines for cloud usage and data handling
  - Train employees on cloud security best practices

### Understanding Cloud Storage Security Technologies

**Cloud Access Security Broker (CASB):** Security policy enforcement point between cloud users and providers

**Security Information and Event Management (SIEM):** Real-time analysis of security alerts

**Data Loss Prevention (DLP):** Tools to prevent unauthorized sharing of sensitive data

**Virtual Private Cloud (VPC):** Isolated cloud resources for enhanced security

**Learn More:**

- [Guidelines on Security and Privacy in Public Cloud Computing \(NIST\)](#)
- [Cloud Security Guide for SMEs \(ENISA\)](#)
- [Cloud Security Alliance Guidance](#)

### 6.5 Implementation Considerations

- **Vendor selection:** Carefully evaluate cloud service providers' security measures and certifications
- **Data classification:** Implement a system to categorize data sensitivity and apply appropriate security measures
- **Compliance requirements:** Ensure cloud storage solutions meet relevant regulatory standards
- **Hybrid cloud strategies:** Consider using a mix of private, public/multi-cloud with allowance for edge (on premises) devices for different data types
- **Exit strategy:** Plan for secure data migration in case of changing cloud providers
- **Continuous monitoring:** Implement real-time monitoring of cloud environments for security threats

### 6.6 Case Study: SecureTech Innovations

*(This is a fictitious case study for illustrative purposes)*

SecureTech Innovations, a small PSC with 100 employees, implemented a secure cloud storage solution to support growing operations and remote workforce. They adopted:

1. **Hybrid cloud approach:** private cloud for sensitive data, public cloud for less critical information
2. **End-to-end encryption** and **multi-factor authentication**
3. **Cloud Access Security Broker (CASB)** solution
4. Regular **security audits** and **penetration testing**
5. Comprehensive **employee training programs on cloud security**

**Results:** 99.9% reduction in unauthorized access attempts, 40% improvement in data accessibility for remote teams, and full compliance with industry regulations. Client satisfaction increased by 25% due to enhanced data security.

**Key Lesson:** Effective cloud security requires a multi-layered approach combining technological solutions, regular audits, and ongoing employee education to ensure data protection and operational efficiency in an increasingly distributed work environment.

## 6.7 Quick Tips

### Quick Tips for Cloud Storage Security


- Use strong encryption for all cloud-stored data
- Implement multi-factor authentication for cloud access
- Regularly review and update access permissions
- Conduct regular security audits of cloud environments
- Train all employees on cloud security best practices

## 6.8 Implementation Checklist

- Assess current cloud storage needs and security requirements
- Choose appropriate cloud service providers and solutions
- Implement strong encryption for data in transit and at rest
- Set up multi-factor authentication for all cloud access
- Establish role-based access control for cloud resources
- Implement data loss prevention measures
- Develop and communicate a comprehensive cloud security policy
- Conduct regular security audits and penetration testing
- Establish a process for continuous monitoring of cloud environments
- Create an incident response plan specific to cloud security breaches

## 6.9 Common Pitfalls to Avoid

- ⇒ Assuming cloud providers handle all security aspects
- ⇒ Neglecting to encrypt data before uploading to the cloud
- ⇒ Failing to implement strong access controls and authentication
- ⇒ Overlooking the importance of employee training on cloud security
- ⇒ Neglecting regular security audits and updates
- ⇒ Failing to properly configure cloud security settings
- ⇒ Overlooking data residency requirements in different jurisdictions

 **Key Takeaway:** By implementing robust cloud storage security strategies, PSCs can leverage the benefits of cloud computing while ensuring the protection of sensitive data, maintaining compliance with regulations, and respecting human rights in their operations.



## 7. Physical Security Measures for Data Protection

### 7.1 Definition and Relevance to PSCs

**Physical security measures for data protection** refer to the tangible controls and procedures implemented to safeguard data, hardware, and facilities from unauthorized access, theft, or damage. For Private Security Companies (PSCs), these measures are crucial due to:

- Handling sensitive client information and operational data
- Managing physical assets that store or process data
- Protecting against insider threats and external physical breaches
- Complementing cybersecurity measures for comprehensive data protection

Effective physical security measures ensure:

- **Data confidentiality:** Preventing unauthorized physical access to sensitive information
- **Asset protection:** Safeguarding hardware and infrastructure that store or process data
- **Compliance:** Meeting regulatory requirements for physical data protection
- **Business continuity:** Minimizing risks of data loss due to physical threats or disasters

### 7.2 Specific Challenges

PSCs face unique challenges in implementing physical security measures for data protection:

1. **Distributed operations:** Securing multiple locations and mobile assets
2. **Insider threats:** Mitigating risks from employees with physical access to sensitive areas
3. **Client site security:** Ensuring data protection at diverse client locations
4. **Integration with cybersecurity:** Aligning physical and digital security measures
5. **Balancing access and security:** Maintaining operational efficiency while enforcing strict controls
6. **Disaster preparedness:** Protecting against natural disasters and other physical threats

### 7.3 Human Rights Implications

#### 7.3 Human Rights Implications of Physical Security Measures for Data Protection

Proper physical security measures are essential for protecting human rights:

<b>Right to privacy</b>	Ensuring physical protection of personal data from unauthorized access or theft.
<b>Right to security</b>	Safeguarding individuals' data from physical threats and breaches.
<b>Right to information</b>	Maintaining the integrity and availability of physical data records.
<b>Freedom from discrimination</b>	Implementing fair and unbiased physical access controls.



## 7.4 Best Practices

1. **Implement layered physical access controls:**
  - Use multi-factor authentication for entry to sensitive areas
  - Employ security personnel, surveillance systems, and access logs
2. **Secure data center and server rooms:**
  - Implement environmental controls (temperature, humidity, fire suppression)
  - Use biometric access controls and mantrap entries
3. **Protect against electromagnetic interference:**
  - Use Faraday cages or TEMPEST-certified equipment for highly sensitive data
  - Implement policies for use of electronic devices in secure areas
4. **Secure disposal of physical assets:**
  - Use secure shredding for sensitive documents
  - Implement proper destruction methods for data-bearing devices
  - Ensure your cloud provider(s) have similar policies
5. **Implement robust visitor management:**
  - Require visitor escorts in sensitive areas
  - Maintain detailed visitor logs and temporary access controls
6. **Develop and test business continuity plans:**
  - Implement off-site backups and alternate processing facilities
  - Conduct regular disaster recovery drills

### Understanding Physical Security Technologies

**Access Control Systems:** Electronic systems managing entry to secure areas

**CCTV:** Closed-circuit television for surveillance

**Biometric Authentication:** Using unique physical characteristics for identification

**Environmental Monitoring:** Systems to detect and alert on environmental threats

**Learn More:**

- [Security and Privacy Controls \(NIST SP 800-53\)](#)
- [Physical Security Advice \(CPNI\)](#)
- [ISO/IEC 27001 \(Information Security Management\)](#)

## 7.5 Implementation Considerations

- **Risk assessment:** Conduct thorough physical security risk assessments for all locations
- **Integration with IT security:** Ensure alignment between physical and cybersecurity measures
- **Employee training:** Educate staff on physical security protocols and their importance
- **Scalability:** Design physical security measures that can adapt to organizational growth
- **Regulatory compliance:** Ensure measures meet relevant industry and regional standards
- **Cost-effectiveness:** Balance security needs with budget constraints

## 7.6 Case Study: Heritage Protection Services

*(This is a fictitious case study for illustrative purposes)*

Heritage Protection Services, a large PSC with over 2000 employees, enhanced physical security across multiple locations by implementing:

1. Centralized access control system with biometric authentication
2. CCTV cameras with AI-powered analytics
3. Secure zones for sensitive data processing
4. Comprehensive employee training on physical security protocols
5. Regular security audits and penetration testing
6. Privacy-preserving measures for biometric data handling, such as tokenization and decentralized storage

**Results:** 98% reduction in unauthorized physical access incidents, 30% improvement in client security compliance ratings, and 25% decrease in data breach risks.

Employee security awareness scores increased by 40%.

**Key Lesson:** Integrating advanced physical security measures with robust employee training and regular audits significantly enhances overall security posture, while careful consideration of privacy implications ensures a balanced approach to protection and rights preservation.

## 7.7 Quick Tips

### Quick Tips for Physical Security Measures

- Implement multi-factor authentication for physical access
- Secure all data centers and server rooms with advanced controls
- Regularly audit and update physical security measures
- Train all employees on physical security protocols
- Implement proper disposal methods for all data-bearing assets

## 7.8 Implementation Checklist

- Conduct a comprehensive physical security risk assessment
- Implement layered physical access controls
- Secure data centers and server rooms with advanced measures
- Establish protocols for securing and disposing of physical assets
- Implement a robust visitor management system
- Develop and test business continuity and disaster recovery plans
- Train all employees on physical security measures and protocols
- Integrate physical security with IT security systems
- Establish regular security audits and updates
- Ensure compliance with relevant regulations and standards

## 7.9 Common Pitfalls to Avoid

- ⇒ Overlooking the importance of physical security in the digital age
- ⇒ Failing to integrate physical and cybersecurity measures
- ⇒ Neglecting regular employee training on physical security protocols
- ⇒ Inconsistent application of security measures across different locations
- ⇒ Overlooking the security of temporary or remote work environments

- ⇒ Failing to properly secure or dispose of physical data-bearing assets
- ⇒ Neglecting to update physical security measures as threats evolve

👉 **Key Takeaway:** By implementing robust physical security measures for data protection, PSCs can significantly enhance their overall security posture, ensuring the protection of sensitive information and assets while respecting human rights and maintaining operational efficiency.

## 8. Data Retention and Disposal

### 8.1 Definition and Relevance to PSCs

**Data retention** refers to the storage of information for a specified period, while **data disposal** involves the secure destruction or deletion of data when it's no longer needed.

For Private Security Companies (PSCs), these processes are crucial due to:

- Handling sensitive client information and operational data
- Complying with legal and regulatory requirements
- Managing large volumes of surveillance and incident data
- Balancing data availability with privacy and security concerns

Effective data retention and disposal strategies ensure:

- **Compliance:** Meeting legal and industry-specific data retention requirements
- **Risk mitigation:** Reducing the potential impact of data breaches
- **Operational efficiency:** Optimizing storage and retrieval of necessary information
- **Privacy protection:** Respecting individuals' rights by not retaining unnecessary personal data

### 8.2 Specific Challenges

PSCs face unique challenges in implementing data retention and disposal:

1. **Varied retention requirements:** Managing different retention periods for diverse data types
2. **Legal holds:** Preserving data for potential litigation or investigations
3. **Cross-border data regulations:** Navigating retention laws across multiple jurisdictions
4. **Large data volumes:** Managing retention and disposal of extensive surveillance footage
5. **Secure disposal:** Ensuring complete destruction of sensitive data across all storage media
6. **Chain of custody:** Maintaining verifiable records of data destruction for compliance

### 8.3 Human Rights Implications

<b>8.3 Human Rights Implications of Data Retention and Disposal</b>	
Proper data retention and disposal practices are essential for protecting human rights:	
<b>Right to privacy</b>	Ensuring personal data is not retained longer than necessary and is securely disposed of.
<b>Right to be forgotten</b>	Respecting individuals' requests for data deletion when legally required.
<b>Freedom from discrimination</b>	Preventing misuse of historical data that could lead to unfair treatment.
<b>Right to information</b>	Balancing data retention for transparency with privacy protection.

## 8.4 Best Practices

1. **Develop a comprehensive data retention policy:**
  - Define retention periods for different data types
  - Align policy with legal requirements and operational needs
2. **Implement automated retention and disposal systems:**
  - Use data lifecycle management tools
  - Automate the flagging of data for review or disposal
3. **Ensure secure data disposal methods:**
  - Use certified data destruction services for physical media
  - Employ secure deletion software for electronic data
4. **Maintain detailed disposal logs:**
  - Document all data disposal activities
  - Include date, method, and authorization of disposal
5. **Implement legal hold procedures:**
  - Develop a process for quickly implementing legal holds
  - Train relevant staff on legal hold requirements
6. **Conduct regular data audits:**
  - Review retained data for relevance and necessity
  - Identify and securely dispose of unnecessary data

### Understanding Data Retention and Disposal Technologies

**Data Classification Tools:** Automate categorization of data for retention purposes

**Data Lifecycle Management (DLM) Systems:** Manage data from creation to disposal

**Secure Erase Software:** Overwrite data to prevent recovery

**Degaussing:** Erasing data from magnetic storage devices

**Learn More:**

- [Guidelines for Media Sanitization \(NIST SP 800-88\)](#)
- [ISO/IEC 27040 \(Storage Security\)](#)
- [Data Protection Policies and Procedures \(ENISA\)](#)

## 8.5 Implementation Considerations

- **Data classification:** Implement a system to categorize data for appropriate retention
- **Storage optimization:** Balance retention needs with storage costs and efficiency
- **Employee training:** Educate staff on retention policies and secure disposal practices
- **Vendor management:** Ensure third-party service providers adhere to retention and disposal policies
- **Regulatory compliance:** Stay updated on changing data protection laws and adjust practices accordingly
- **Technology updates:** Regularly review and update data retention and disposal technologies

## 8.6 Case Study: GlobalGuard Security Solutions

*(This is a fictitious case study for illustrative purposes)*

GlobalGuard Security Solutions, a mid-sized PSC with 500 employees, needed to overhaul its data retention and disposal practices to meet new regulatory requirements and optimize storage costs. To do this, it implemented:

1. **Data classification system** with automated retention management
2. **Secure disposal process** including certified shredding and secure erasure software
3. Regular **data audits** and **employee training** programs
4. Clear **protocols for handling sensitive data** during disposal
5. Automated **alerts for data nearing retention limits**

**Results:** 40% reduction in unnecessary data storage, 100% compliance with retention regulations, 30% improvement in data retrieval efficiency, and zero data breaches during disposal over 12 months.

**Key Lesson:** Effective data retention and disposal require a multi-faceted approach combining technological solutions, clear policies, regular audits, and ongoing employee education to ensure compliance, cost-efficiency, and data security in an increasingly complex regulatory landscape.

## 8.7 Quick Tips

### Quick Tips for Data Retention and Disposal

- Develop and regularly update a comprehensive data retention policy
- Implement automated systems for managing data lifecycle
- Use certified methods for secure data disposal
- Maintain detailed logs of all data disposal activities
- Conduct regular audits of retained data

## 8.8 Implementation Checklist

- Develop a comprehensive data retention policy
- Implement a data classification system
- Set up automated data lifecycle management tools
- Establish secure data disposal procedures for all data types
- Create a process for implementing and managing legal holds
- Train all employees on data retention and disposal practices
- Implement regular data audits and policy reviews
- Ensure compliance with relevant data protection regulations
- Establish a system for maintaining detailed disposal logs
- Regularly review and update data retention and disposal technologies

## 8.9 Common Pitfalls to Avoid

- Retaining data longer than necessary, increasing security risks and costs
- Failing to securely dispose of data across all storage locations
- Overlooking the importance of employee training in data management
- Neglecting to update retention policies as regulations change
- Inconsistent application of retention policies across departments
- Failing to maintain proper documentation of data disposal activities
- Overlooking data stored by third-party vendors or in cloud services

👉 **Key Takeaway:** By implementing robust data retention and disposal strategies, PSCs can effectively manage their information assets, ensure regulatory compliance, and protect individual privacy rights while maintaining operational efficiency and data security.

## 9. Third-Party Risk Management

### 9.1 Definition and Relevance to PSCs

**Third-party risk management** refers to the process of identifying, assessing, and controlling risks associated with **external vendors, suppliers, and partners**.

For Private Security Companies (PSCs), this is crucial due to:

- Reliance on external providers for various services and technologies
- Sharing of sensitive data and systems access with third parties
- Potential impact of third-party actions on client security and reputation
- Compliance requirements related to vendor management

Effective third-party risk management ensures:

- **Security integrity:** Maintaining consistent security standards across the supply chain
- **Compliance:** Meeting regulatory requirements for vendor oversight
- **Operational resilience:** Mitigating risks of service disruptions due to third-party issues
- **Reputation protection:** Safeguarding against reputational damage from third-party incidents

### 9.2 Specific Challenges

PSCs face unique challenges in implementing third-party risk management:

1. **Diverse vendor landscape:** Managing risks across various types of service providers
2. **Sensitive data sharing:** Ensuring protection of confidential information shared with vendors
3. **Regulatory compliance:** Navigating complex compliance requirements for vendor management
4. **Operational dependencies:** Mitigating risks of service disruptions due to vendor issues
5. **Limited visibility:** Assessing and monitoring security practices of third parties
6. **Subcontractor management:** Extending risk management to fourth parties and beyond
- 7.

### 9.3 Human Rights Implications

<b>9.3 Human Rights Implications of Third-Party Risk Management</b>	
Proper third-party risk management is essential for protecting human rights:	
<b>Right to privacy</b>	Ensuring third parties protect personal data and respect privacy rights.
<b>Right to security</b>	Maintaining security standards across the supply chain to protect individuals.
<b>Labor rights</b>	Ensuring third parties adhere to fair labor practices and standards.



<b>Non-discrimination</b>	Preventing discriminatory practices by third parties in service delivery.
---------------------------	---

## 9.4 Best Practices

1. **Develop a comprehensive third-party risk assessment process:**
  - Conduct thorough due diligence before engaging vendors
  - Implement risk-based tiering of third parties
2. **Establish clear contractual requirements:**
  - Include specific security and compliance clauses in contracts
  - Define data protection and incident reporting obligations
3. **Implement ongoing monitoring and auditing:**
  - Conduct regular security assessments of critical vendors
  - Use continuous monitoring tools for real-time risk insights
4. **Develop an incident response plan for third-party breaches:**
  - Define roles and responsibilities for managing vendor incidents
  - Establish communication protocols for breach notifications
5. **Implement vendor access controls:**
  - Use the principle of least privilege for vendor system access
  - Implement multi-factor authentication for vendor accounts
6. **Establish a vendor management office:**
  - Centralize oversight of third-party relationships
  - Standardize vendor management processes across the organization

### Understanding Third-Party Risk Management Technologies

**Vendor Risk Management (VRM) Platforms:** Centralized systems for assessing and monitoring vendor risks

**Continuous Monitoring Tools:** Real-time tracking of vendor security postures

**Third-Party Risk Intelligence Services:** Provide external data on vendor risks

**Automated Due Diligence Tools:** Streamline the vendor vetting process

**Learn More:**

- [Cyber Supply Chain Risk Management \(NIST SP 800-161\)](#)
- [ISO 37500 \(Guidance on Outsourcing\)](#)
- [CREST Supplier Assurance](#)

## 9.5 Implementation Considerations

- **Risk appetite:** Align third-party risk management with organizational risk tolerance
- **Resource allocation:** Balance the depth of assessments with available resources
- **Technology integration:** Ensure compatibility of vendor systems with internal security measures
- **Cultural alignment:** Consider cultural fit and shared values in vendor selection
- **Scalability:** Design processes that can adapt to changing vendor landscapes
- **Regulatory compliance:** Stay updated on evolving regulations affecting vendor management

## 9.6 Case Study: SecureTech Innovations

*(This is a fictitious case study for illustrative purposes)*

SecureTech Innovations, a small PSC with 100 employees, needed to improve its third-party risk management to meet new client requirements and regulatory standards.

It enhanced its third-party risk management by implementing:

1. A **vendor risk assessment tool** with automated scoring
2. **Tiered approach to vendor management** based on risk levels
3. **Standardized security clauses** for all vendor contracts
4. **Quarterly security reviews** for critical vendors
5. A dedicated **vendor management section**
6. Regular **vendor security training and awareness** programs

**Results:** 60% reduction in high-risk vendor incidents, 40% improvement in client security requirement compliance, and 25% enhancement in supply chain resilience. The company also saw a 30% increase in proactive risk reporting from vendors.

**Key Lesson:** Effective third-party risk management requires a comprehensive, ongoing approach combining technological solutions, clear communication, and regular assessments to enhance security and build a resilient vendor ecosystem.

## 9.7 Quick Tips

### Quick Tips for Third-Party Risk Management

- Conduct thorough due diligence before engaging new vendors
- Include specific security requirements in all vendor contracts
- Implement ongoing monitoring of vendor security postures
- Develop an incident response plan for third-party breaches
- Regularly review and update vendor risk assessments

## 9.8 Implementation Checklist

- Develop a comprehensive third-party risk assessment process
- Establish clear contractual requirements for vendors
- Implement a vendor risk management platform
- Set up ongoing monitoring and auditing procedures
- Create an incident response plan for third-party breaches
- Implement strong access controls for vendor systems
- Establish a vendor management office or dedicated team
- Develop a tiered approach to vendor risk management
- Train employees on third-party risk management procedures
- Regularly review and update third-party risk management policies

## 9.9 Common Pitfalls to Avoid

- ⇒ Overlooking the security practices of smaller or seemingly less critical vendors
- ⇒ Failing to regularly reassess vendor risks as relationships evolve
- ⇒ Neglecting to include specific security requirements in vendor contracts
- ⇒ Overreliance on vendor self-assessments without independent verification
- ⇒ Failing to consider fourth-party risks (vendors' subcontractors)
- ⇒ Neglecting to align third-party risk management with overall organizational risk strategy

⇒ Inadequate communication of security expectations to vendors

👉 **Key Takeaway:** By implementing robust third-party risk management strategies, PSCs can effectively mitigate risks associated with external partnerships, ensure compliance with regulations, and maintain a secure and resilient supply chain while respecting human rights throughout their operations.

## 10. Compliance with Data Protection Regulations

### 10.1 Definition and Relevance to PSCs

**Compliance with data protection regulations** refers to adhering to laws and standards governing the collection, processing, storage, and transfer of personal data.

For Private Security Companies (PSCs), this is crucial due to:

- Handling sensitive personal information of clients, employees, and the public
- Operating across multiple jurisdictions with varying data protection laws
- Increasing regulatory scrutiny and potential for significant penalties
- Growing public awareness and concern about data privacy

Effective compliance ensures:

- **Legal adherence:** Meeting statutory requirements and avoiding penalties
- **Trust building:** Enhancing reputation with clients and stakeholders
- **Risk mitigation:** Reducing the likelihood and impact of data breaches
- **Operational integrity:** Aligning data practices with ethical standards

### 10.2 Specific Challenges

PSCs face unique challenges in complying with data protection regulations:

1. **Cross-border data transfers:** Navigating complex rules for international data movement
2. **Surveillance data management:** Balancing security needs with privacy rights
3. **Consent management:** Obtaining and maintaining valid consent in security contexts
4. **Data subject rights:** Implementing processes to honor individual rights (e.g., access, erasure)
5. **Incident response:** Meeting breach notification requirements across jurisdictions
6. **Vendor compliance:** Ensuring third-party service providers adhere to regulations

### 10.3 Human Rights Implications

<b>10.3 Human Rights Implications of Data Protection Compliance</b>	
Compliance with data protection regulations is essential for protecting human rights:	
<b>Right to privacy</b>	Ensuring personal data is collected and processed lawfully and fairly.
<b>Right to information</b>	Providing transparency about data collection and processing practices.
<b>Right to be forgotten</b>	Respecting individuals' rights to have their data erased under certain conditions.
<b>Freedom from discrimination</b>	Preventing unfair treatment based on personal data processing.

## 10.4 Best Practices

1. **Conduct regular data protection impact assessments (DPIAs):**
  - Identify and mitigate privacy risks in new projects or processes
  - Review existing practices for compliance gaps
2. **Implement privacy by design principles:**
  - Embed data protection into the design of systems and processes
  - Minimize data collection to what's strictly necessary
3. **Establish a robust data governance framework:**
  - Appoint a Data Protection Officer (DPO) and implement data protection monitoring system to protect privacy/respect regulatory requirements
  - Develop and maintain data protection policies and procedures
4. **Implement strong data security measures:**
  - Use encryption for sensitive data at rest and in transit
  - Implement access controls based on the principle of least privilege
5. **Develop a comprehensive incident response plan:**
  - Establish procedures for detecting, reporting, and investigating breaches
  - Prepare templates for breach notifications to authorities and affected individuals
6. **Provide regular employee training:**
  - Educate staff on data protection principles and company policies
  - Conduct role-specific training for employees handling sensitive data

### Key Data Protection Regulations for PSCs

**GDPR (EU):** Comprehensive data protection law with global impact

**CCPA/CPRA (California):** Consumer privacy laws affecting businesses operating in California

**POPIA (South Africa):** Data protection law with implications for PSCs operating in South Africa

**LGPD (Brazil):** Brazilian data protection law similar to GDPR

#### Learn More:

- [GDPR Official Website](#)
- [California Consumer Privacy Act \(CCPA\)](#)
- [POPIA Information Regulator](#)
- [LGPD English Translation](#)

## 10.5 Implementation Considerations

- **Regulatory landscape:** Stay informed about evolving data protection laws globally
- **Resource allocation:** Invest in technology and personnel for ongoing compliance
- **Cultural shift:** Foster a privacy-aware culture throughout the organization
- **Documentation:** Maintain detailed records of processing activities and compliance efforts
- **Vendor management:** Ensure third-party contracts include appropriate data protection clauses

- **Continuous improvement:** Regularly review and update data protection practices

### 10.6 Case Study: Heritage Protection Services

*(This is a fictitious case study for illustrative purposes)*

Heritage Protection Services, a large PSC with over 2000 employees, needed to overhaul its data protection practices to comply with new regulations across multiple operating jurisdictions.

It overhauled its data protection practices across multiple jurisdictions by:

1. Conducting a comprehensive **data mapping exercise**
2. Implementing a centralized **consent management system**
3. Appointing a **Data Protection Officer** and implementing a data monitoring system to keep track of the data protection landscape of the organization
4. Developing a **global incident response plan**
5. Rolling out mandatory **data protection training** for all employees
6. Implementing **data minimization and privacy-by-design** principles

**Results:** Full compliance with GDPR and CCPA, 50% reduction in data-related complaints, 30% improvement in data processing efficiency, and a 25% increase in new client acquisitions citing improved data protection as a key factor.

**Key Lesson:** Proactive and comprehensive data protection measures not only ensure regulatory compliance but also drive operational efficiencies and enhance market competitiveness in the security sector.

### 10.7 Quick Tips

#### Quick Tips for Data Protection Compliance

- Regularly conduct data protection impact assessments
- Implement privacy by design in all new projects and processes
- Maintain detailed records of processing activities
- Provide clear and accessible privacy notices
- Regularly train employees on data protection requirements

### 10.8 Implementation Checklist

- Conduct a comprehensive data mapping exercise
- Develop and implement data protection policies and procedures
- Appoint a Data Protection Officer (if required)
- Implement privacy by design principles in all processes
- Establish a process for conducting Data Protection Impact Assessments
- Develop and maintain records of processing activities
- Implement a consent management system
- Establish procedures for honoring data subject rights
- Develop an incident response and breach notification plan
- Provide regular data protection training to all employees

### 10.9 Common Pitfalls to Avoid

- ⇒ Assuming one-size-fits-all compliance across different jurisdictions
- ⇒ Neglecting to update privacy policies and practices as regulations evolve
- ⇒ Overlooking data protection requirements in vendor and partner relationships

- ⇒ Failing to obtain proper consent for data collection and processing
- ⇒ Inadequate documentation of compliance efforts and processing activities
- ⇒ Neglecting employee training and awareness programs
- ⇒ Underestimating the resources required for ongoing compliance maintenance

👉 **Key Takeaway:** By implementing robust data protection compliance strategies, PSCs can effectively navigate the complex regulatory landscape, build trust with stakeholders, and demonstrate their commitment to protecting individual privacy rights while maintaining operational effectiveness.

## 11. Summary and Key Takeaways

### 11.1 Recap of Key Concepts

Throughout this tool, we've explored critical aspects of data storage best practices for Private Security Companies (PSCs).

Let's recap the main points:

- **Data Classification:** Categorizing data based on sensitivity and impact
- **Risk Assessment:** Identifying, analyzing, and evaluating data-related risks
- **Data Storage Infrastructure:** Implementing robust hardware, software, and processes
- **Data Encryption Strategies:** Protecting data confidentiality and integrity

### 11.2 Critical Takeaways for PSCs

1. **Holistic Approach:** Effective data storage requires a comprehensive strategy encompassing classification, risk assessment, infrastructure, and encryption.
2. **Human Rights Focus:** Data storage practices directly impact human rights, particularly the right to privacy, security, and freedom from discrimination.
3. **Regulatory Compliance:** PSCs must navigate complex regulatory landscapes, including GDPR, CCPA, and industry-specific standards.
4. **Continuous Improvement:** Regular audits, updates, and employee training are essential for maintaining robust data storage practices.
5. **Balancing Act:** PSCs must balance security needs with operational efficiency and accessibility.

### 11.3 Action Steps for Implementation

- Conduct a comprehensive data audit and classification exercise
- Perform regular risk assessments and update mitigation strategies
- Implement a hybrid storage model combining on-premises and cloud solutions
- Deploy strong encryption for data at rest, in transit, and in use
- Establish robust access control measures, including multi-factor authentication
- Develop and test comprehensive backup and disaster recovery plans
- Provide ongoing employee training on data handling and security procedures

### 11.4 Future Trends and Considerations

As technology evolves, PSCs should stay informed about emerging trends in data storage:

- **AI and Machine Learning:** Enhancing threat detection and automated responses
- **Quantum Computing:** Potential to break current encryption methods, necessitating quantum-resistant algorithms
- **Edge Computing:** Bringing data storage and processing closer to the point of collection, rather than relying on a centralized cloud or data center. It involves deploying computing resources (such as servers, data centers, and other devices) at or near the "edge" of the network, in close proximity to IoT devices, sensors, and end-users.
- **Zero Trust Architecture:** Assuming no user or system is trustworthy by default



## Key Resources for Ongoing Learning

**NIST Cybersecurity Framework:** Comprehensive guide for improving cybersecurity practices

**ISO/IEC 27001:** International standard for information security management

**ENISA Publications:** Reports and guidelines on various cybersecurity topics

**SANS Institute:** Training and research on information security

### Learn More:

- [NIST Cybersecurity Framework](#)
- [ISO/IEC 27001](#)
- [ENISA Publications](#)
- [SANS Institute](#)

👉 **Key Takeaway:** Implementing best practices for data storage is not just a technical necessity but a fundamental responsibility for PSCs. By prioritizing data protection, PSCs can safeguard sensitive information, respect human rights, maintain regulatory compliance, and build trust with clients and stakeholders. Remember, data storage is an ongoing process that requires constant vigilance, adaptation, and improvement.

## Glossary for Tool 3: Best Practices for Data Storage

1. **AES-256:** Advanced Encryption Standard with a 256-bit key length, a strong encryption algorithm used for data at rest.
2. **Confidentiality:** Ensuring that data is accessible only to authorized individuals or systems.
3. **Data Classification:** The process of categorizing data based on its level of sensitivity and the impact to the organization should that data be compromised.
4. **Data Encryption:** The process of converting information into a code to prevent unauthorized access.
5. **Data Integrity:** Maintaining and assuring the accuracy and completeness of data over its entire lifecycle.
6. **Defense in Depth:** A cybersecurity approach in which multiple layers of security controls are placed throughout an information technology system.
7. **End-to-End Encryption:** A system of communication where only the communicating users can read the messages, preventing potential eavesdroppers from accessing the cryptographic keys needed to decrypt the conversation.
8. **GDPR:** General Data Protection Regulation, a regulation in EU law on data protection and privacy in the European Union and the European Economic Area.
9. **Hardware Security Module (HSM):** A physical computing device that safeguards and manages digital keys for strong authentication and provides cryptoprocessing.
10. **Hybrid Storage Model:** A data storage strategy that combines on-premises infrastructure with cloud-based storage services.
11. **ICoC:** International Code of Conduct for Private Security Service Providers, which sets principles and standards for responsible security services.
12. **Integrity:** In the context of data security, ensuring that data remains accurate, complete, and unaltered.
13. **ISO/IEC 27001:** An international standard on how to manage information security.
14. **Key Management:** The management of cryptographic keys in a cryptosystem, including dealing with the generation, exchange, storage, use, crypto-shredding (destruction) and replacement of keys.

15. **Multi-Factor Authentication (MFA):** An authentication method in which a user is granted access only after successfully presenting two or more pieces of evidence to an authentication mechanism.
16. **NIST:** National Institute of Standards and Technology, a U.S. agency that develops technology, metrics, and standards.
17. **Privacy:** The protection of personal information and the right of individuals to control how their data is collected and used.
18. **Risk Assessment:** The process of identifying, analyzing, and evaluating risk.
19. **Role-Based Access Control (RBAC):** A method of regulating access to computer or network resources based on the roles of individual users within an enterprise.
20. **TLS 1.3:** Transport Layer Security, the latest version of a cryptographic protocol designed to provide communications security over a computer network.
21. **3-2-1 Backup Rule:** A strategy that states you should have 3 copies of your data (your production data and 2 backup copies) on 2 different media (disk and tape) with 1 copy off-site for disaster recovery.

## References

1. **National Institute of Standards and Technology (NIST). (2020). "Special Publication 800-53 Rev. 5: Security and Privacy Controls for Information Systems and Organizations."**
  - URL: <https://csrc.nist.gov/publications/detail/sp/800-53/rev-5/final>
2. **International Organization for Standardization. (2013). "ISO/IEC 27001:2013 Information technology — Security techniques — Information security management systems — Requirements."**
  - URL: <https://www.iso.org/standard/54534.html>
3. **European Union. (2016). "General Data Protection Regulation (GDPR)."**
  - URL: <https://gdpr-info.eu/>
4. **International Code of Conduct Association. (2010). "International Code of Conduct for Private Security Service Providers."**
  - URL: <https://icoca.ch/the-code/>
5. **SANS Institute. (2019). "Data Classification for Information Asset Management."**
  - URL: <https://www.sans.org/white-papers/846/>
6. **UK National Cyber Security Centre. (2021). "Data Classification Guidance."**
  - URL: <https://www.ncsc.gov.uk/guidance/data-classification>
7. **Australian Cyber Security Centre. (2020). "Guidelines for Data Classification."**
  - URL: <https://www.cyber.gov.au/acsc/view-all-content/advice/guidelines-data-classification>
8. **African Union. (2022). "Data Policy Framework for Africa."**
  - URL: <https://au.int/sites/default/files/documents/42078-doc-AU-DATA-POLICY-FRAMEWORK-ENG1.pdf>
9. **Cloud Security Alliance. (2021). "Security Guidance for Critical Areas of Focus in Cloud Computing v4.0."**
  - URL: <https://cloudsecurityalliance.org/research/guidance/>
10. **ISACA. (2018). "Data Classification: A Building Block for Information Security." ISACA Journal.**
  - URL: <https://www.isaca.org/resources/isaca-journal/issues/2018/volume-4/data-classification-a-building-block-for-information-security>
11. **Ponemon Institute. (2021). "Cost of a Data Breach Report 2021." Sponsored by IBM Security.**
  - URL: [https://info.techdata.com/rs/946-OMQ-360/images/Cost\\_of\\_a\\_Data\\_Breach\\_Report\\_2021.PDF](https://info.techdata.com/rs/946-OMQ-360/images/Cost_of_a_Data_Breach_Report_2021.PDF)

12. **World Economic Forum. (2020). "The Global Risks Report 2020."**
  - URL: [http://www3.weforum.org/docs/WEF\\_Global\\_Risk\\_Report\\_2020.pdf](http://www3.weforum.org/docs/WEF_Global_Risk_Report_2020.pdf)
13. **Verizon. (2021). "2021 Data Breach Investigations Report."**
  - URL: <https://www.verizon.com/business/resources/reports/dbir/>
14. **NIST. (2020). "Cybersecurity Framework Version 1.1."**
  - URL: <https://www.nist.gov/cyberframework>
15. **European Union Agency for Cybersecurity (ENISA). (2021). "Cryptography - Data Encryption."**
  - URL: <https://www.enisa.europa.eu/topics/data-protection/cryptography>
16. **Calder, A., & Watkins, S. (2019). "IT Governance: An International Guide to Data Security and ISO27001/ISO27002." Kogan Page.**
  - URL: <https://www.koganpage.com/product/it-governance-9780749496968>
17. **Andress, J. (2019). "The Basics of Information Security: Understanding the Fundamentals of InfoSec in Theory and Practice." Syngress.**
  - URL: <https://www.elsevier.com/books/the-basics-of-information-security/andress/978-0-12-800744-0>
18. **Vacca, J. R. (2021). "Computer and Information Security Handbook." Morgan Kaufmann.**
  - URL: <https://www.elsevier.com/books/computer-and-information-security-handbook/vacca/978-0-12-803843-7>
19. **Whitman, M. E., & Mattord, H. J. (2021). "Principles of Information Security." Cengage Learning.**
  - URL: <https://www.cengage.com/c/principles-of-information-security-7e-whitman/9780357506431/>
20. **Stallings, W., & Brown, L. (2018). "Computer Security: Principles and Practice." Pearson.**
  - URL: <https://www.pearson.com/store/p/computer-security-principles-and-practice/P100000155845>