



ICoCA Membership Update

October – December (Q4) 2021

Overview

During Q4 2021:

- **Industry:**
 - Terminations: 3 Affiliates were terminated in October following non-submission of their 2021 CSA.
 - Approvals: 1 Affiliate (United Kingdom) was approved in November.
 - Certification: 2 ICoCA Certifications and 2 recertifications were issued. 1 certification was suspended.
 - Expressions of interest: In addition, the Secretariat received 26 other expressions of interest for ICoCA Membership or Affiliation in Q4 2021, and 4 applications (2 Certified and 2 Transitional). 1 Transitional Membership application has been recommended to the Board for approval.

- **CSOs:**
 - 1 CSO Membership application (from Democratic Republic of Congo) was approved in October.

- **Observers:**
 - 1 Observer application was received and approved in December.

Government Pillar

- 7 Members.

Civil Society Organisation (CSO) Pillar

1. CSO Members (44)

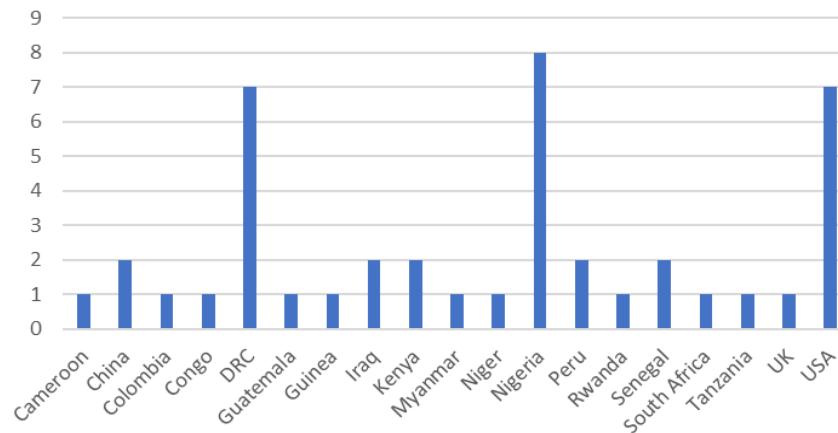
- 44 Members.
- 1 CSO was approved as a Member in October 2021 (from DRC).
- 1 other CSO Membership application (from Bangladesh) was received and is currently under review.

	2017	2018	2019	2020	2021
New CSO Members	4	8	4	6	4

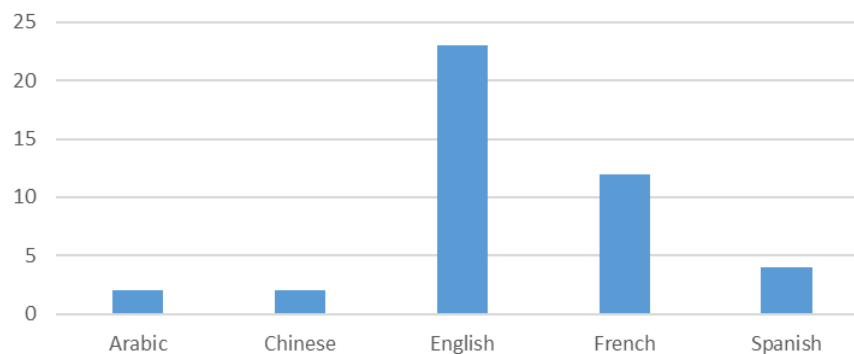
2. CSO HQ Location

CSO Members are headquartered in 19 countries and operate in 5 main languages:

- Diagram 1: HQ of CSO Members



- Diagram 2: CSO Members' main language



Industry Pillar

As of 31 Dec 2021	Affiliates	Transitional Members	Certified Members	Total
	32	21	46	99

		New Industry participants	Former Industry participants
<i>Jan-Dec 2017</i>	Total	17	13
<i>Jan-Dec 2018</i>	Total	14	12
<i>Jan-Dec 2019</i>	Total	20	17
<i>Jan-Dec 2020</i>	<i>Affiliates</i>	9	0
	<i>Transitional Members</i>	7	17
	<i>Certified Members</i>	4	3
	Total	20	20
Since beginning 2021	Affiliates	8	8
	Transitional Members	3	2
	Certified Members	3	3
	Total	13	10

Summary of Q1 to Q4 2021 - Since the beginning of January 2021:

- 25 Transitional Members that did not obtain ICoCA Certification in the prescribed deadline became Affiliates;
- 3 Transitional Members, 2 Certified Members and 8 Affiliates were approved;
- 3 Affiliates and 2 Transitional Members became ICoCA Certified Members after obtaining ICoCA Certification;
- In total, 17 Certification and 4 recertifications were issued by ICoCA;
- 1 ICoCA Certification was suspended due to the suspension of their third-party certification;
- 4 Affiliates, 2 Transitional Members and 3 Certified Members withdrew or were terminated following invoicing of the 2021 Membership dues;
- 3 Affiliates were terminated in October 2021 due to the non-submission of their 2021 CSA;
- 9 Industry applications were received.

1. ICoCA Certified Members (46)

- **46 ICoCA Certified:**

	New Certified Members	Former Certified Members	Recertified
<i>Dec 2016</i>	1	0	0



Jan-Dec 2017	10	1	0
Jan-Dec 2018	11	2	0
Jan-Dec 2019	8	2	0
Jan-Dec 2020	13	3	5
2021	17	5	4
Total	60	13	9
Total currently Certified	46 ICoCA Certified & 1 suspension		

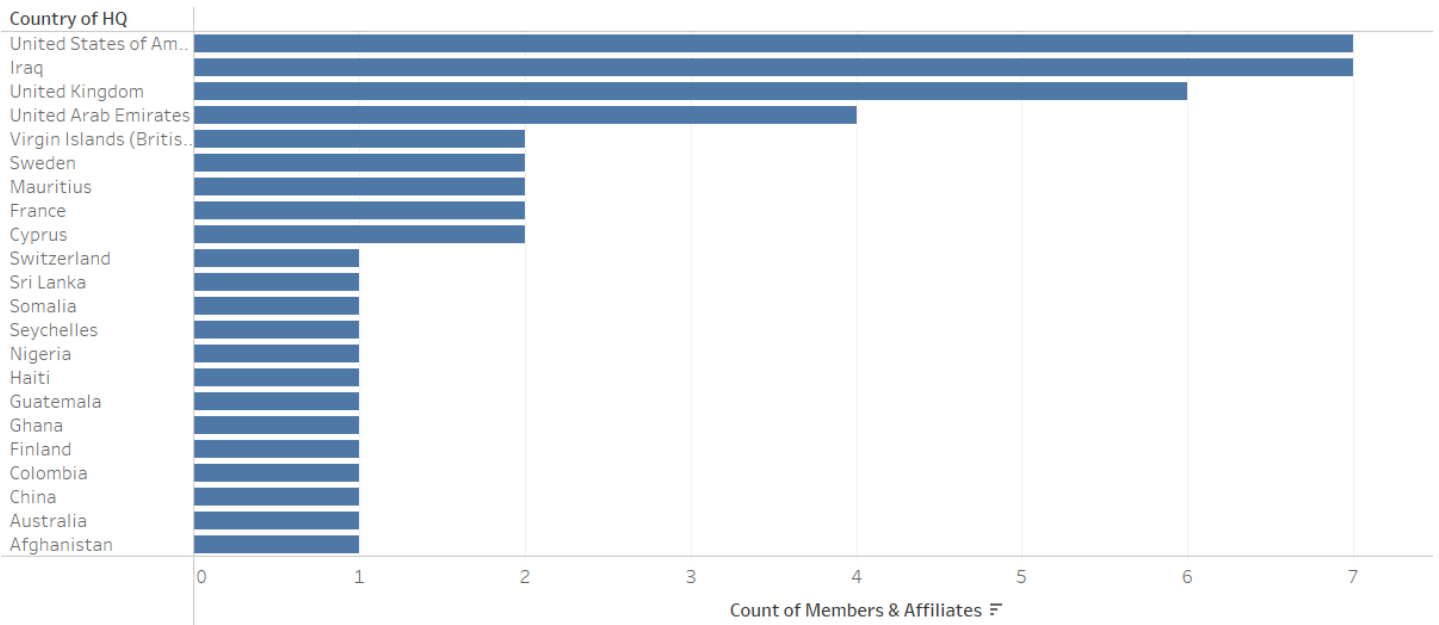
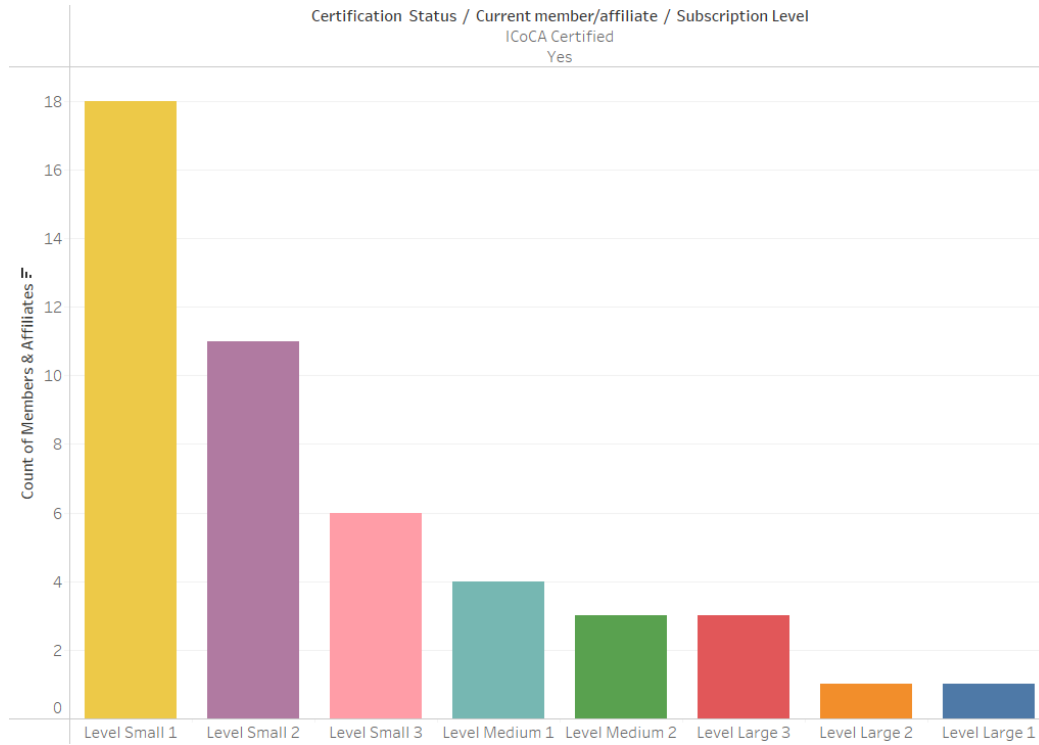
- During Q4 2021, 2 ICoCA Certifications (UK) became Certified members were approved in October 2021, and 2 recertifications (Somalia, USA) were approved in December 2021. 1 ICoCA Certification was suspended due to the suspension of their third-party certification;
- From the 46 ICoCA Certified Members, 9 have received ICoCA Certification based on their PSC.1 external certification, 24 based on their ISO 18788 external certification, and 11 based on their ISO 28007 external certification.
- 6 Certification and 2 recertification applications are currently under review.
- Table: Recertification in 2021:

2021	Number of companies
Recertif. issued in 2021 so far	6
To be recertified in 2021	2
Total	8

- Diagram 3: Number of ICoCA Certified Members by HQ Location



■ **Diagram 4: Number of ICoCA Certified Members by level of revenue.**



2. Members (67)

- 67 Members (including Certified and Transitional Members):

	Subscription level	New Industry Members	Former Industry Members
Jan-Dec 2017	<i>Total</i>	17	13
Jan-Dec 2018	<i>Level Small</i>	11	11
	<i>Level Medium</i>	3	0
	<i>Level Large</i>	0	1
	<i>Total</i>	14	12
Jan-Dec 2019	<i>Level Small</i>	19	15
	<i>Level Medium</i>	0	1
	<i>Level Large</i>	1	1
	<i>Total</i>	20	17
Jan-Dec 2020	<i>Level Small</i>	10	17
	<i>Level Medium</i>	0	3
	<i>Level Large</i>	1	0
	<i>Total</i>	11	20
Since beginning 2021	Level Small	4	4
	Level Medium	1	1
	Level Large	0	1
	Total	5	6

- Type of services provided:
 - 50 Members operating on land;
 - 10 Members with maritime-based operations;
 - 7 Members with both maritime and land-based operations.
- 10 Transitional Membership and 2 Certified Membership applications are under review.

3. Affiliates (32)

- 32 Affiliates:
 - During Q4 2021:
 - 3 Affiliates (from Poland, Iraq and the United Kingdom) were terminated in October 2021 due to the non-submission of their 2021 CSA;
 - 1 Affiliate (from the UK) was approved in November 2021.
 - 26 Affiliates with land-based operations, 2 with maritime-based operations, 4 with both land and maritime operations.



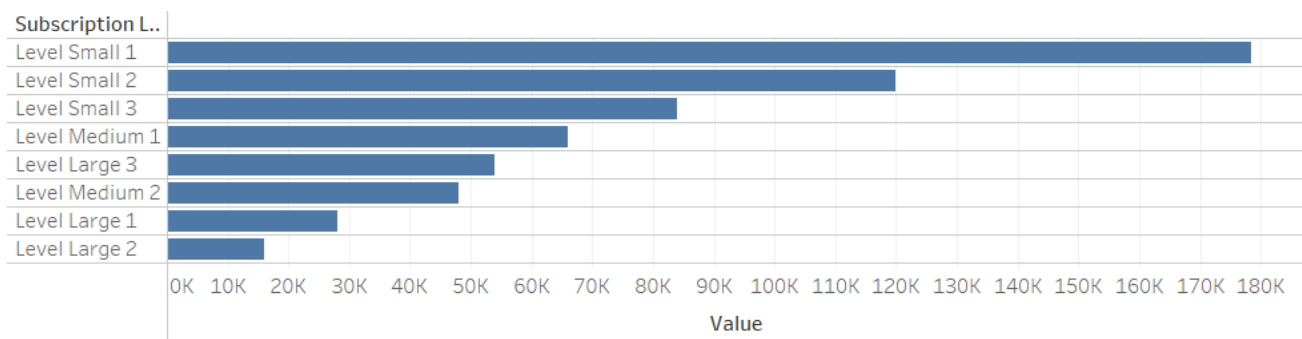
- 4 Affiliate applications are under review.

		New Affiliates	Former Affiliates
Jan-Dec 2020	Level Small	8	0
	Level Medium	1	0
	Level Large	0	0
	Total	9	0
Since beginning 2021	Level Small	30	10
	Level Medium	3	0
	Level Large	0	0
	Total	33	10

4. Industry Subscription Levels

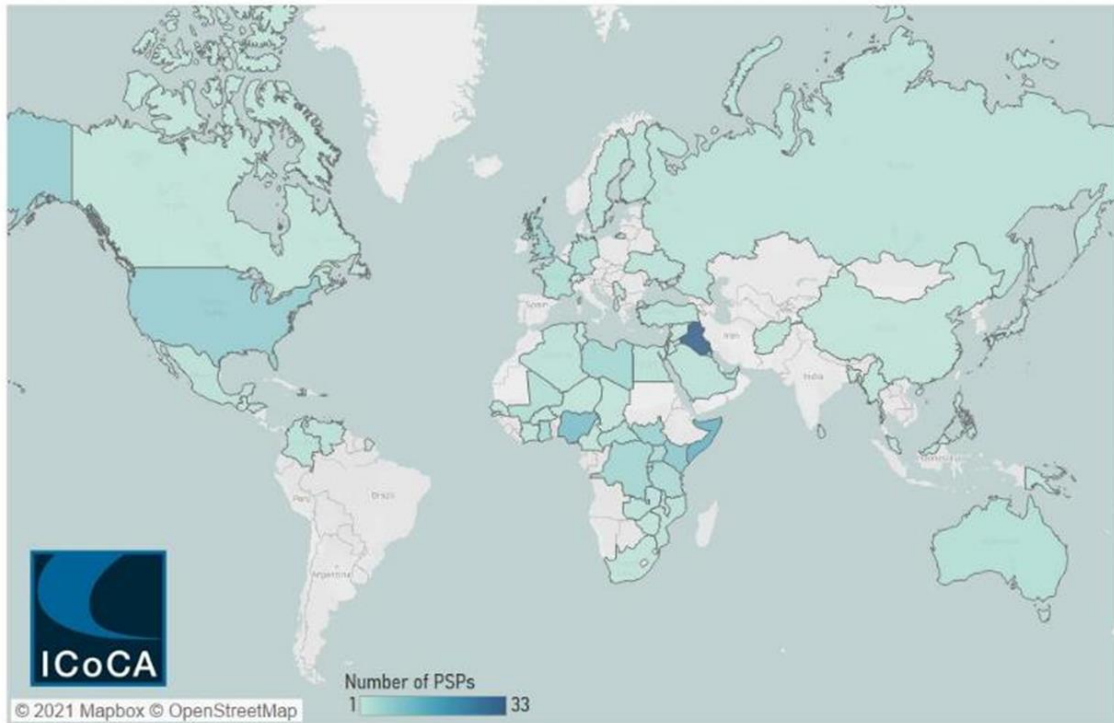
As of 31 Dec 2021	Revenue Ref.	Annual Dues	Current Members	Current Affiliates
Level Small 1	\$ 0-3 M	\$ 3,500	29	24
Level Small 2	\$ 3-10 M	\$ 6,000	16	4
Level Small 3	\$ 10-20 M	\$ 7,000	9	3
Level Medium 1	\$ 20-50 M	\$ 11,000	4	2
Level Medium 2	\$ 50-100 M	\$ 12,000	3	1
Level Large 1	\$ 100-300 M	\$ 14,000	2	
Level Large 2	\$ 300-500 M	\$ 16,000	1	
Level Large 3	\$ 500 M+	\$ 18,000	3	
	Total		67	32

- Diagram 5: Notional amount of annual dues by subscription level.

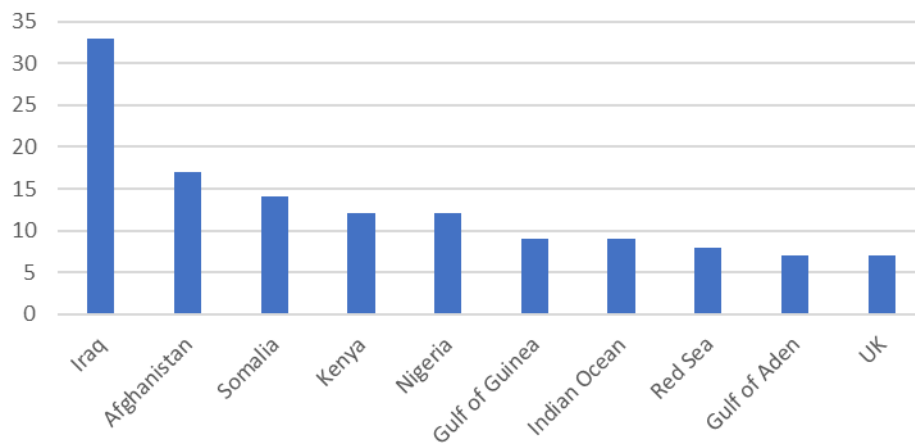


5. Industry HQ Location

- Industry Members and Affiliates are headquartered in 42 countries (Diagram 6: Presence of ICoCA Members and Affiliates).



- Industry Members and Affiliates have operations in 75 land locations and 9 maritime locations (Diagram 7: The 10 locations with the highest number of Industry participants operating).



Observers

- 60 Observers

<i>As of 31 Dec 2021</i>	2017	2018	2019	2020	2021
New Observers	4	1	8	12	16

